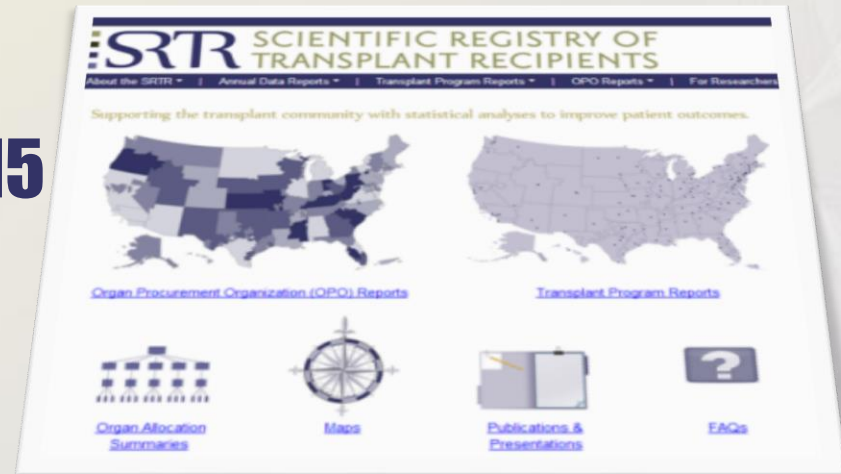


# DTCP Collective Goal Update Through Q1 2015

June 30, 2015



Jon J. Snyder, PhD  
Director of Transplant Epidemiology  
Senior Epidemiologist  
Scientific Registry of Transplant Recipients  
Minneapolis Medical Research Foundation



# 5000 in Five

- As measured by:
  - ▣ Number of solid organs transplanted (living and deceased donors)
  - ▣ Baseline year is 2014: projected 31,454 all organs transplanted
  - ▣ Goal is defined as 5,000 more transplants over 5 years, not compounded

# 5000 in Five

Year	Baseline	Additional	Total
2014	31,454	0	
2015	31,454	333	31,787
2016	31,454	667	32,121
2017	31,454	1,000	32,454
2018	31,454	1,333	32,787
2019	31,454	1,667	33,121
		5,000	

*The table above shows a linear growth to reach the 5,000 in 5 goal*

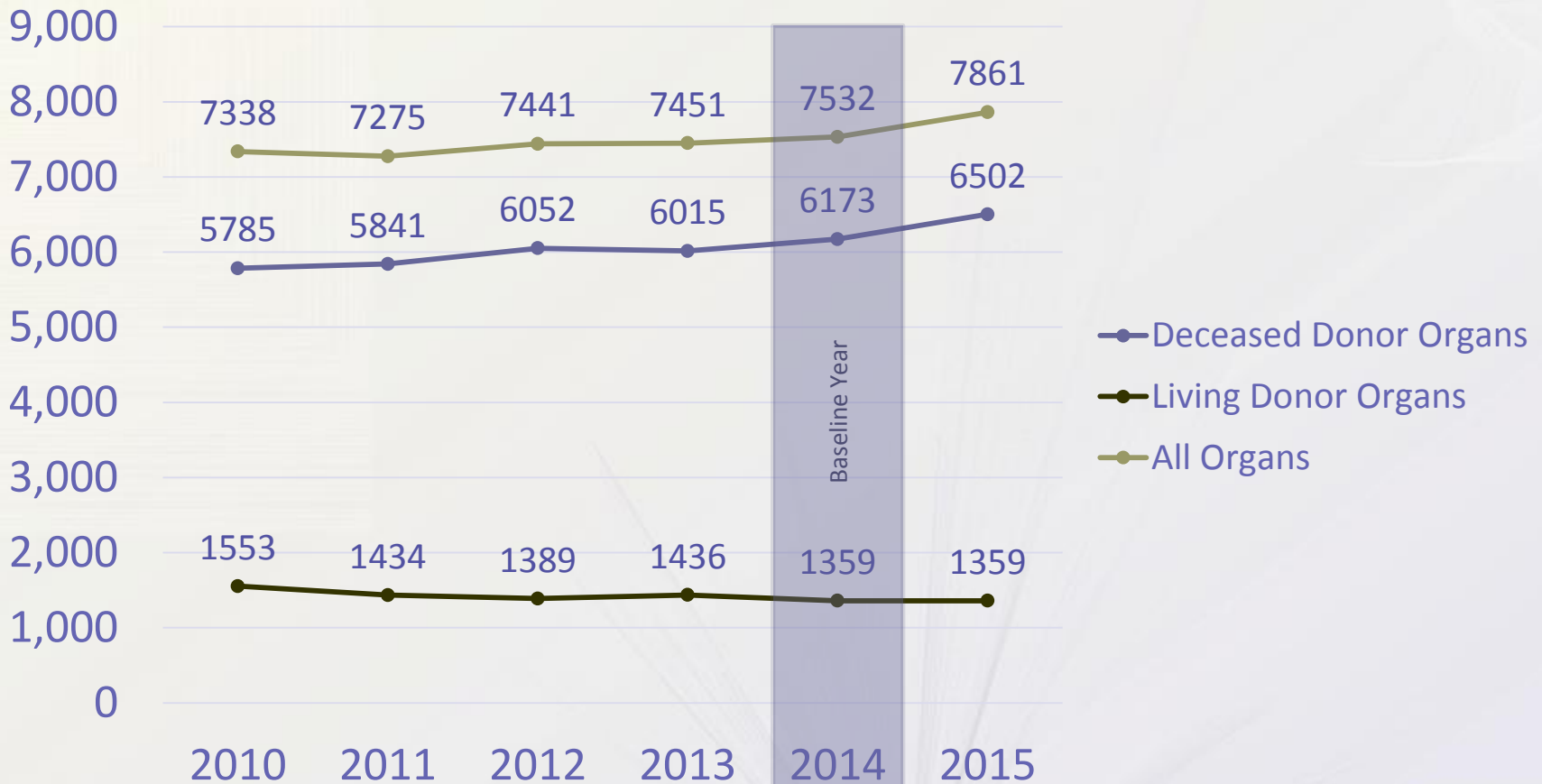
*Additional column: how many additional transplanted organs are needed each year*

*Total column: total number of transplanted organs each year*

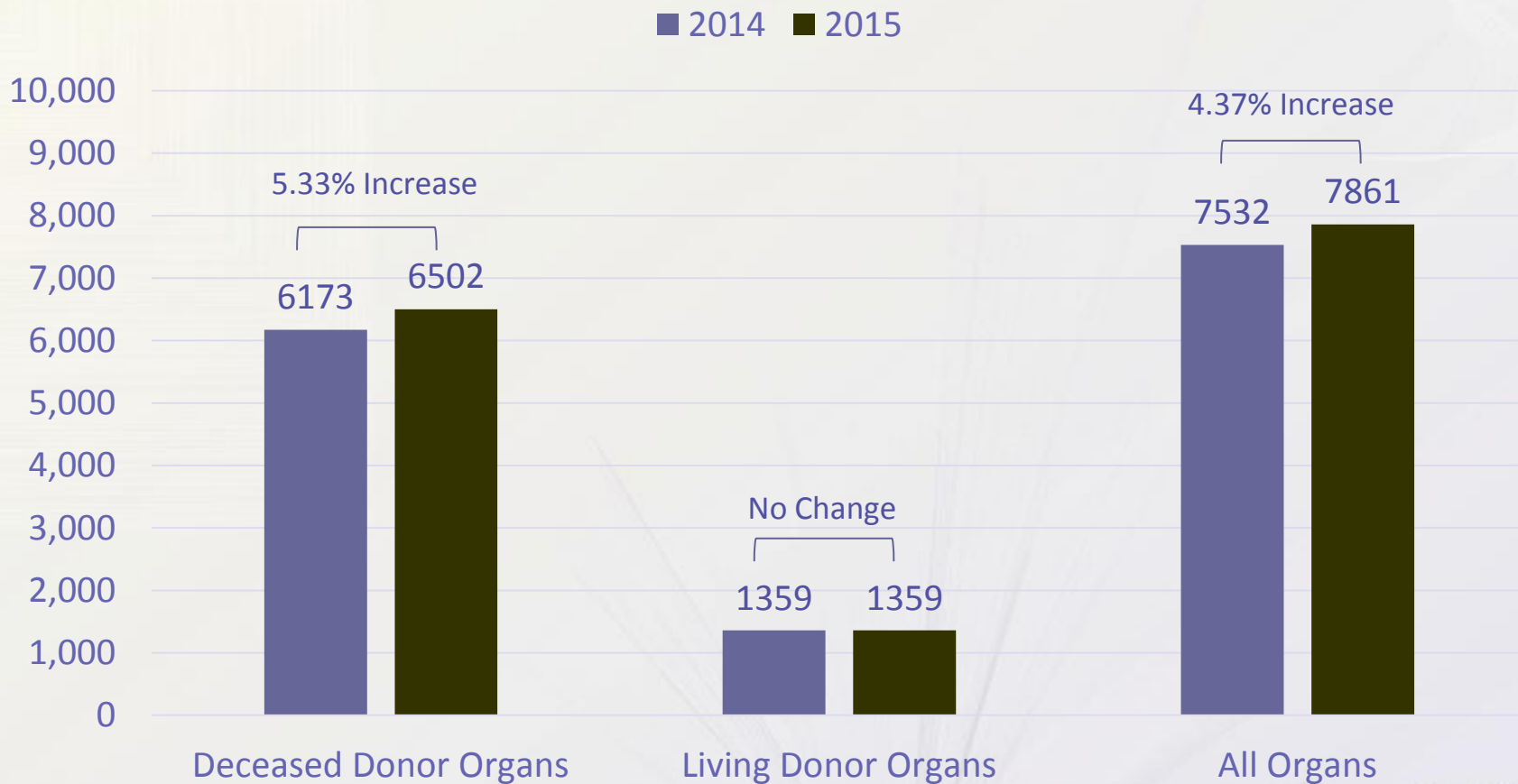
# Actual Organs Transplanted in 2014: 31,881 (427 more than projected)

Year	Baseline	Additional	Total
2014	31,881	0	
2015	31,881	333	32,214
2016	31,881	667	32,548
2017	31,881	1,000	32,881
2018	31,881	1,333	33,214
2019	31,881	1,667	33,548
		5,000	

# Trends in Quarter 1 Counts over the Past 6 Years



# Q1 2014 vs. Q1 2015



# 2015 Goal: 333 more organs transplanted compared to 2014. Results through March 31, 2015 = 4 shy of goal.



# Monthly Comparison (2015 minus 2014) through the first 3 Months of 2015

