



SCIENTIFIC
REGISTRY OF
TRANSPLANT
RECIPIENTS

DTCP collective goal update through 2016

Jon J. Snyder, PhD

Director of Transplant Epidemiology
Scientific Registry of Transplant Recipients
Minneapolis Medical Research Foundation

Strategic Goal: 5000 in Five

2

- As measured by:
 - ▣ Number of solid organs transplanted (living and deceased donors)
 - ▣ Baseline year is 2014: projected 31,454 all organs transplanted
 - ▣ Goal is defined as 5,000 more transplants over 5 years, not compounded

Strategic Goal: 5000 in Five

3

Year	Baseline	Additional	Total
2014	31,454	0	
2015	31,454	333	31,787
2016	31,454	667	32,121
2017	31,454	1,000	32,454
2018	31,454	1,333	32,787
2019	31,454	1,667	33,121
		5,000	

The table above shows a linear growth to reach the 5,000 in 5 goal

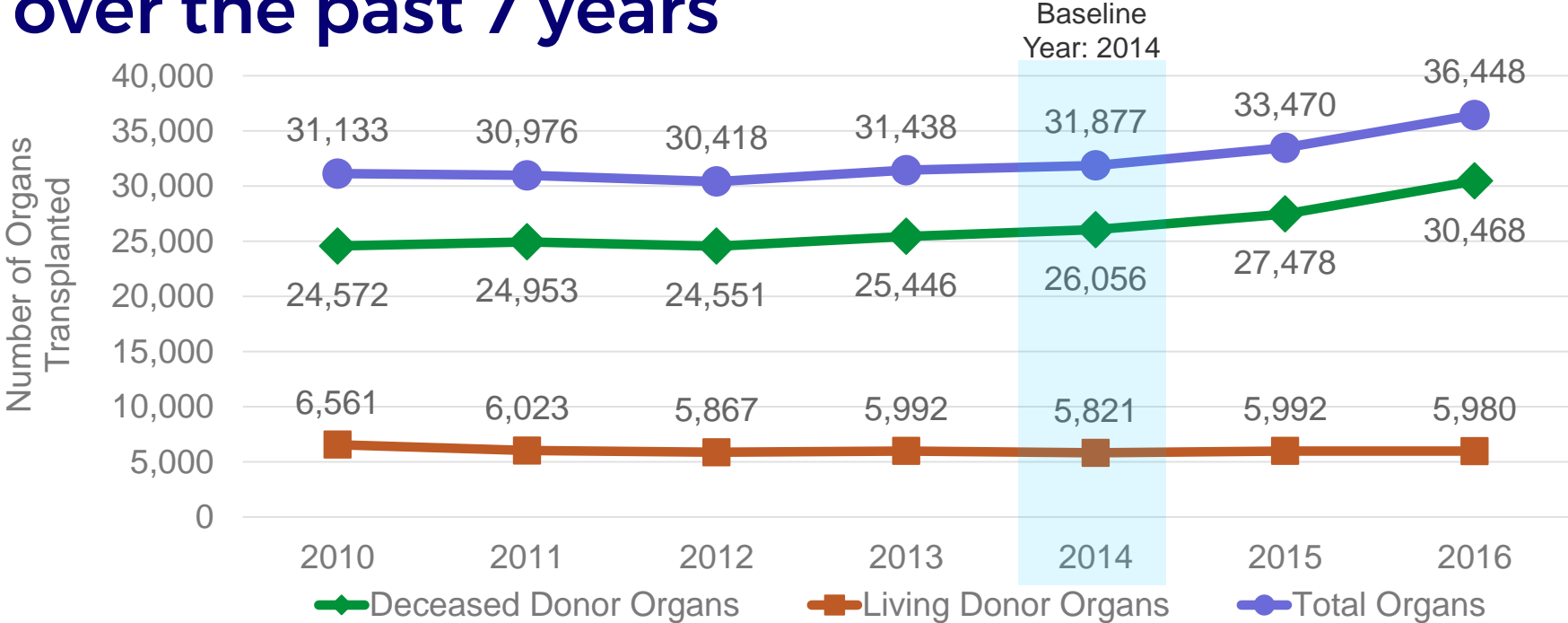
Additional column: how many additional transplanted organs are needed each year

Total column: total number of transplanted organs each year

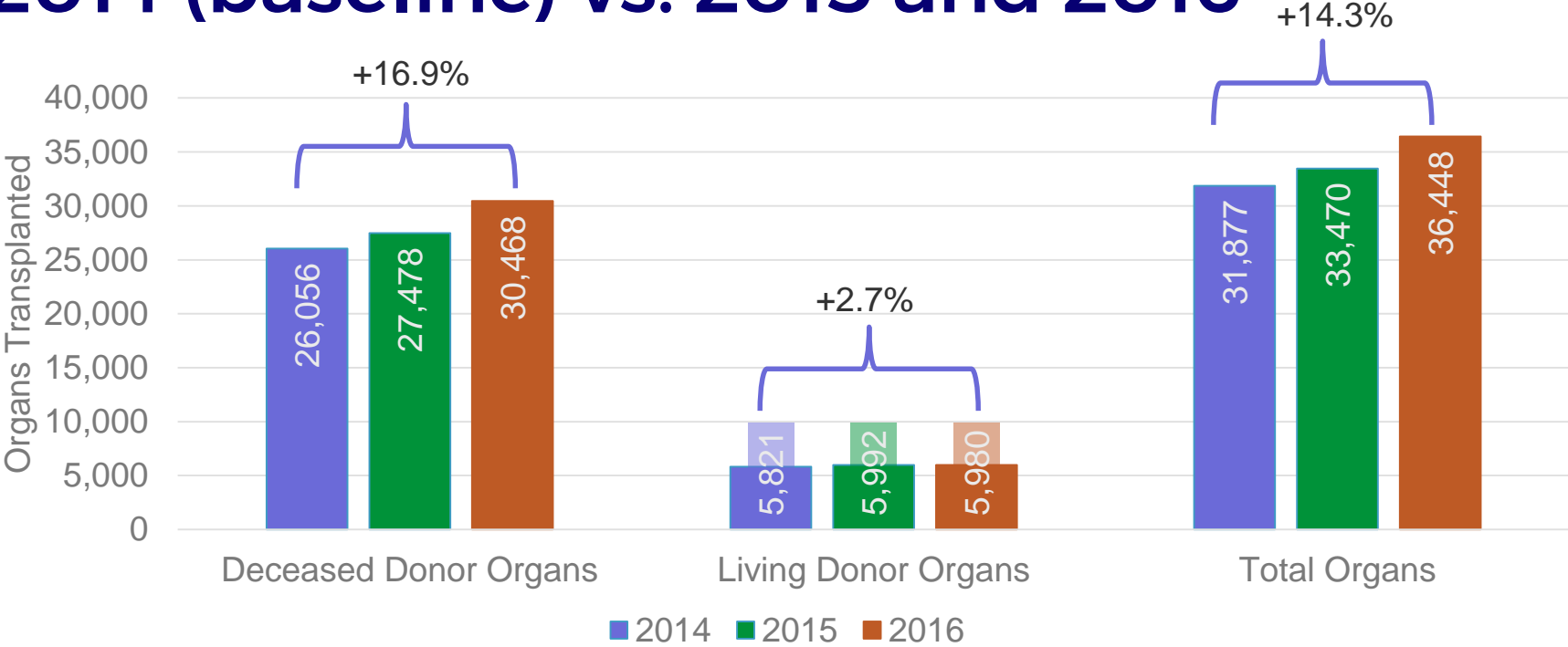
Actual organs transplanted in 2014: 31,877 (423 more than originally projected)

Year	Baseline	Projected additional	Projected total
2014	31,877	0	
2015	31,877	333	32,210
2016	31,877	667	32,544
2017	31,877	1,000	32,877
2018	31,877	1,333	33,210
2019	31,877	1,667	33,544
		5,000	

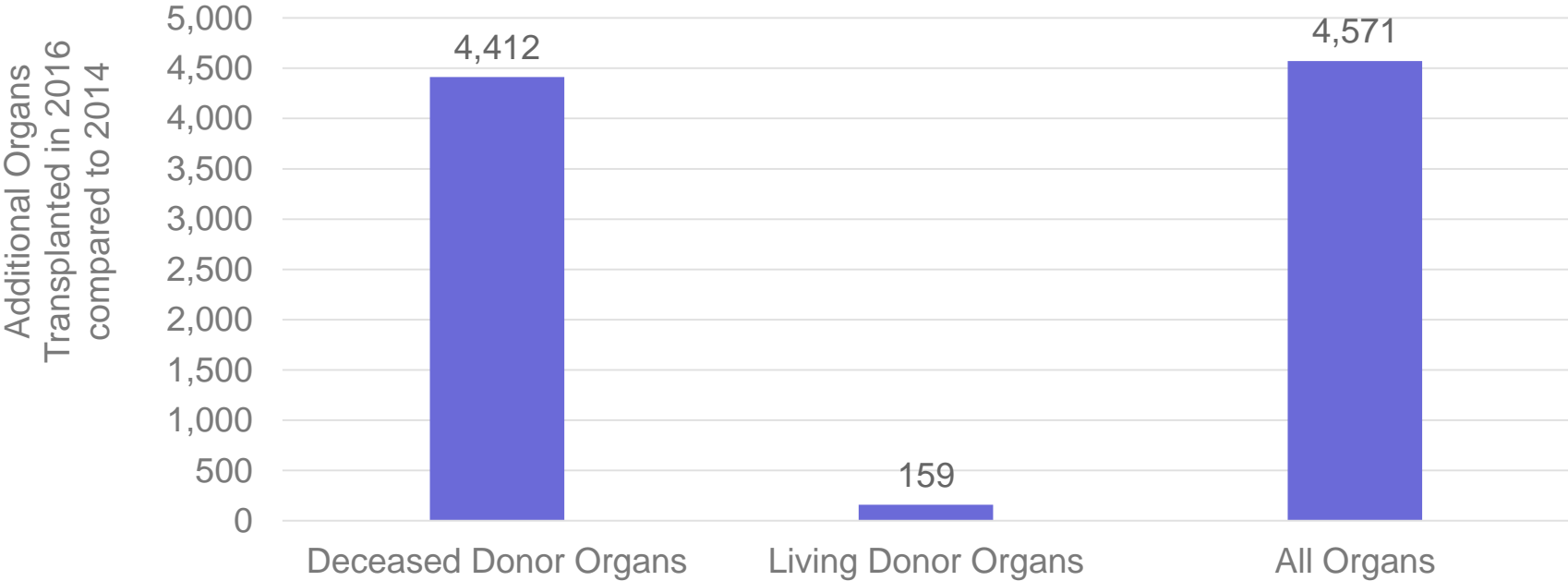
Yearly trends in organs transplanted over the past 7 years



2014 (baseline) vs. 2015 and 2016



**2016 Goal: 667 more organs transplanted compared to 2014.
Results through December 31, 2016: 4,571 more organs transplanted.**



Progress towards the goal through 2016: Surpassed the goal by 1,164 organs

Year	Baseline	Projected additional	Projected total	Actual additional	Actual total
2014	31,877	0			
2015	31,877	333	32,210	1,593	33,470
2016	31,877	667	32,544	4,571	36,448
2017	31,877	1,000	32,877		
2018	31,877	1,333	33,210		
2019	31,877	1,667	33,544		
		5,000		6,164	